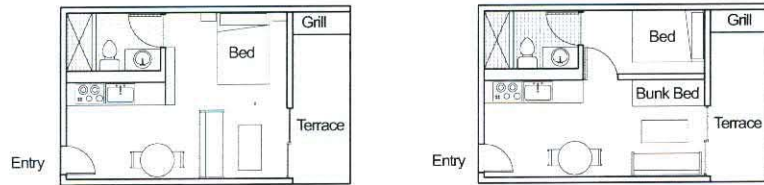



CABIN / RV CABIN / COMFORT STATION

CABIN SAMPLE FLOOR PLANS

Cabin layouts could include a variety of bedroom counts so as to accommodate a range of occupant counts.

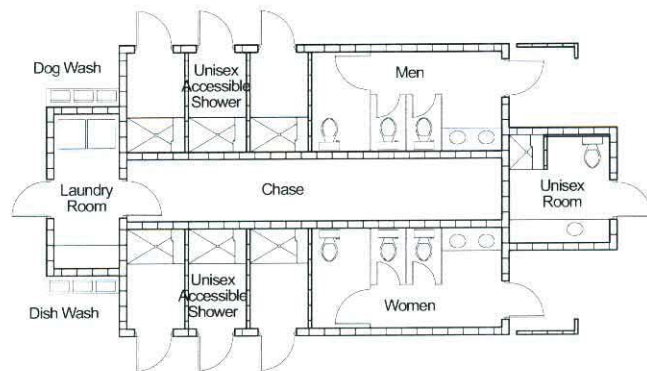


- Max. height is 15' per LCP
- Accessible units are provided.

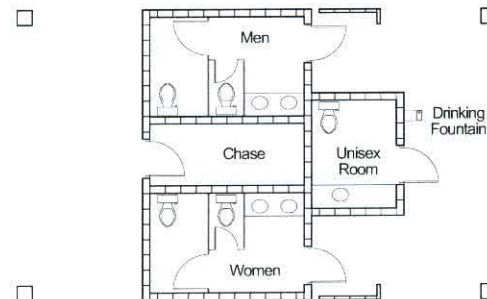


Precedent images are useful to illustrate scale and function but may not reflect final proposed design.

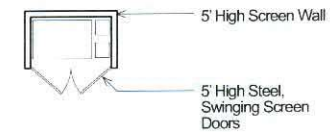
COMFORT STATION SAMPLE FLOOR PLANS



COMFORT STATION W/ SHOWER, LAUNDRY



COMFORT STATION W/O SHOWER, LAUNDRY



TRASH / RECYCLE ENCLOSURE

NOTES:

- Comfort station roof may incorporate solar panels.
- 4 site comfort stations are planned plus comfort stations incorporated within the commercial use building.
- Laundry facilities are planned at commercial use area and one upper level station.

March 14 2014